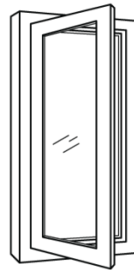
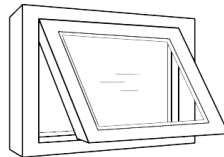
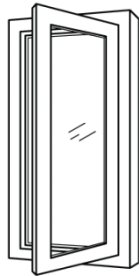


Casement Windows

Let the sunshine in with beautiful casement windows from Precision Millworks. Casements are the perfect choice for any location, but are especially useful where obstacles, such as sinks, faucets, countertops, or appliances, make a standard double-hung window harder to operate. Configure as a single unit window, or combine multiple units together in any combination to suite room configurations

Casement windows can be either right side swing or left side swing, or they can open from the top (also known as an awning window). Double strength, 3/4" thick, insulated clear glass with Super Spacer® Warm Edge Technology dramatically minimizes energy loss, condensation, and noise. Customize your window design with options, such as white or bronze hardware; pre-sets to open partially or fully (depending on the clearance needed); and egress hinges to help meet local codes. Leave the expansive glass unobstructed or choose from our many popular grid light arrangements including traditional, mission, craftsman, and more.

Precision Millworks manufacturers complete window units for new construction and ask about our sash-only replacement kits for restorations and renovations.



ENVIROGUARD
rot proof windows & millwork™

**Casement
windows are made
of wood with an
exterior
ENVIROGUARD™
split sash
constructed
using the highest
quality cellular
PVC.**

EASE

One-hand, operational
ease with folding crank
handle and levered
multi-point
locking system.



20 years on all wood components, 20 years on seals, 20 years on PVC components.* See complete warranty details on our website: PrecisionMillworks.com/Warranty



**PRECISION
MILLWORKS, INC.**
www.precisionmillworks.com

Made in the USA with
American pride and craftsmanship.



The ENVIROGUARD™ Story

Most people don't worry about the durability of a window until it has to be replaced due to rot. Have peace of mind with Precision Millworks line of ENVIROGUARD windows and millwork because they **do not rot**.

Finishing

ENVIROGUARD™ cellular PVC windows, wood windows, and all millwork must be painted on the exterior and interior within a period of 30 days after installation for the warranty to be honored. Windows and millwork should be painted with standard oil base or latex paint using industry standard painting techniques after being cleaned.

WARNING: PMI recommends light paint colors on the LRV value scale of 57 or higher (black = 0 and white = 100) for our products. Dark paint colors (LRV value of ≤ 56) can generate high localized temperatures above 145°F in ENVIROGUARD products causing thermal expansion and contraction. If thermal expansion occurs, paint adhesion loss, blistering, and peeling could result, as can warping/distortion. If ENVIROGUARD components are painted with dark colors as defined above, the product warranty will be forfeited. Wood components can be painted a dark color without voiding the warranty. If, despite the above warning, you should choose to paint ENVIROGUARD components a dark color, a paint specifically designed for these applications **MUST** be used. Whichever paint manufacturer is chosen must be contacted to verify the paint's reflective properties and suitability with regard to painting cellular PVC. See complete finishing details and information at: PrecisionMillworks.com/Finishing

*20-20 Year Warranty

We warrant our glass against seal failure for 20 years. Wood components are warrantied against degradation for 20 years. ENVIROGUARD cellular PVC components are warrantied against rot and corrosion for 20 years. See complete warranty details on our website: PrecisionMillworks.com/Warranty

| Outside | Rough Opening | Egress | Optional hinge |
|-----------|-------------------|--------|----------------|
| 1/8 x 2/0 | 20 1/2" x 24 1/2" | | |
| 1/8 x 2/6 | 20 1/2" x 30 1/2" | | |
| 1/8 x 3/0 | 20 1/2" x 36 1/2" | | |
| 1/8 x 3/6 | 20 1/2" x 42 1/2" | | |
| 1/8 x 4/0 | 20 1/2" x 48 1/2" | | |
| 1/8 x 4/6 | 20 1/2" x 54 1/2" | | |
| 1/8 x 5/0 | 20 1/2" x 60 1/2" | | |
| 1/8 x 5/6 | 20 1/2" x 66 1/2" | | |
| 1/8 x 6/0 | 20 1/2" x 72 1/2" | | |
| 2/0 x 2/0 | 24 1/2" x 24 1/2" | | |
| 2/0 x 2/6 | 24 1/2" x 30 1/2" | | |
| 2/0 x 3/0 | 24 1/2" x 36 1/2" | | |
| 2/0 x 3/6 | 24 1/2" x 42 1/2" | | |
| 2/0 x 4/0 | 24 1/2" x 48 1/2" | | |
| 2/0 x 4/6 | 24 1/2" x 54 1/2" | | |
| 2/0 x 5/0 | 24 1/2" x 60 1/2" | | |
| 2/0 x 5/6 | 24 1/2" x 66 1/2" | | |
| 2/0 x 6/0 | 24 1/2" x 72 1/2" | | |
| 2/4 x 2/0 | 28 1/2" x 24 1/2" | | |
| 2/4 x 2/6 | 28 1/2" x 30 1/2" | | |
| 2/4 x 3/0 | 28 1/2" x 36 1/2" | | |
| 2/4 x 3/6 | 28 1/2" x 42 1/2" | | |
| 2/4 x 4/0 | 28 1/2" x 48 1/2" | | |
| 2/4 x 4/6 | 28 1/2" x 54 1/2" | | |
| 2/4 x 5/0 | 28 1/2" x 60 1/2" | | |
| 2/4 x 5/6 | 28 1/2" x 66 1/2" | | |
| 2/4 x 6/0 | 28 1/2" x 72 1/2" | | ** |
| 2/6 x 2/0 | 30 1/2" x 24 1/2" | | ** |
| 2/6 x 2/6 | 30 1/2" x 30 1/2" | | ** |
| 2/6 x 3/0 | 30 1/2" x 36 1/2" | | ** |
| 2/6 x 3/6 | 30 1/2" x 42 1/2" | | ** |
| 2/6 x 4/0 | 30 1/2" x 48 1/2" | | |
| 2/6 x 4/6 | 30 1/2" x 54 1/2" | | |
| 2/6 x 5/0 | 30 1/2" x 60 1/2" | | |
| 2/6 x 5/6 | 30 1/2" x 66 1/2" | * | |
| 2/6 x 6/0 | 30 1/2" x 72 1/2" | * | |
| 3/0 x 2/0 | 36 1/2" x 24 1/2" | | |
| 3/0 x 2/6 | 36 1/2" x 30 1/2" | | |
| 3/0 x 3/0 | 36 1/2" x 36 1/2" | | ** |
| 3/0 x 3/6 | 36 1/2" x 42 1/2" | * | |
| 3/0 x 4/0 | 36 1/2" x 48 1/2" | * | |
| 3/0 x 4/6 | 36 1/2" x 54 1/2" | * | |
| 3/0 x 5/0 | 36 1/2" x 60 1/2" | * | |
| 3/0 x 5/6 | 36 1/2" x 66 1/2" | * | |
| 3/0 x 6/0 | 36 1/2" x 72 1/2" | * | |
| 3/4 x 2/0 | 40 1/2" x 24 1/2" | | |
| 3/4 x 2/6 | 40 1/2" x 30 1/2" | | ** |
| 3/4 x 3/0 | 40 1/2" x 36 1/2" | * | |
| 3/4 x 3/6 | 40 1/2" x 42 1/2" | * | |
| 3/4 x 4/0 | 40 1/2" x 48 1/2" | * | |
| 3/4 x 4/6 | 40 1/2" x 54 1/2" | * | |
| 3/4 x 5/0 | 40 1/2" x 60 1/2" | * | |
| 3/4 x 5/6 | 40 1/2" x 66 1/2" | * | |
| 3/4 x 6/0 | 40 1/2" x 72 1/2" | * | |